

**YES**



**SÍ**

**NO**



**NO**

**I DON'T KNOW**  
**NO SE**

# If it's hard for patient to point, please use "partner-assisted scanning"



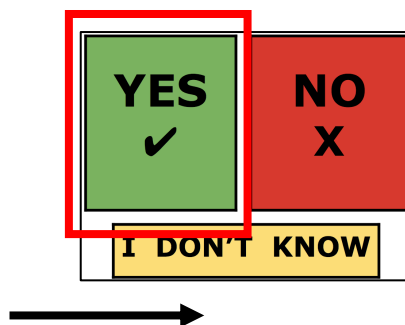
Ask patient to focus on the communication board

Establish patient's "yes" (i.e. nodding, blinking, thumbs up, etc.)

1. Proceed cell by cell across the yes/no board. Point to each item and ask if that is the patient's response.
2. Patient will signal that you are pointing to the desired response using established YES response
3. Confirm the selection & repeat if necessary

## Additional Considerations:

- Hold this tool ~12 inches (~30 cm) from the patient's face.
- Ensure good lighting, head positioning, and vision.
- Speak **loudly** and **clearly** using **simple language**.
- Wearing masks and other PPE may make it difficult to understand speech. Consider using communication tools when speaking to the patient as well.
- If the patient can't use this tool effectively now, that does not mean the patient won't be able to use it later today, tomorrow, or this week. Continue to provide opportunities to support communication.




**YES**



**SÍ**

**NO**



**NO**

**I DON'T KNOW**  
**NO SE**

# If it's hard for patient to point, please use “partner-assisted scanning”



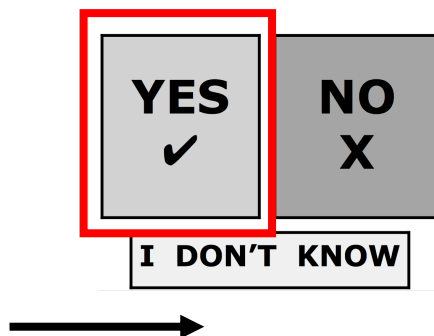
Ask patient to focus on the communication board

Establish patient's “yes” (i.e. nodding, blinking, thumbs up, etc.)

1. Proceed cell by cell across the yes/no board . Point to each item and ask if that is the patient's response.
2. Patient will signal that you are pointing to the desired response using established YES response
3. Confirm the selection & repeat if necessary

## Additional Considerations:

- Hold this tool ~12 inches (~30 cm) from the patient's face.
- Ensure good lighting, head positioning, and vision.
- Speak **loudly** and **clearly** using **simple language**.
- Wearing masks and other PPE may make it difficult to understand speech. Consider using communication tools when speaking to the patient as well.
- If the patient can't use this tool effectively now, that does not mean the patient won't be able to use it later today, tomorrow, or this week. Continue to provide opportunities to support communication.



**YES**

**SÍ**

**NO**

**NO**

**DON'T  
KNOW  
NO SE**

**LATER  
MÁS TARDE**

# If it's hard for patient to point, please use "partner-assisted scanning"



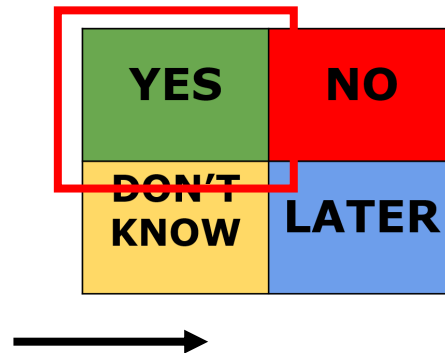
Ask patient to focus on the communication board

Establish patient's "yes" (i.e. nodding, blinking, thumbs up, etc.)

1. Proceed cell by cell across the yes/no board . Point to each item and ask if that is the patient's response.
2. Patient will signal that you are pointing to the desired response using established YES response.
3. Confirm the selection & repeat if necessary.

## Additional Considerations:

- Hold this tool ~12 inches (~30 cm) from the patient's face.
- Ensure good lighting, head positioning, and vision.
- Speak **loudly** and **clearly** using **simple language**.
- Wearing masks and other PPE may make it difficult to understand your speech. Consider using communication tools when speaking to me as well.
- If the patient can't use this tool effectively now, that does not mean the patient won't be able to use it later today, tomorrow, or this week. Continue to provide opportunities to support communication.



**YES**

**SÍ**

**NO**

**NO**

**DON'T  
KNOW**

**NO SE**

**LATER**

**MÁS TARDE**

# If it's hard for patient to point, please use "partner-assisted scanning"



Ask patient to focus on the communication board

Establish patient's "yes" (i.e. nodding, blinking, thumbs up, etc.)

1. Proceed cell by cell across the yes/no board . Point to each item and ask if that is the patient's response.
2. Patient will signal that you are pointing to the desired response using established YES response.
3. Confirm the selection & repeat if necessary.

## Additional Considerations:

- Hold this tool ~12 inches (~30 cm) from the patient's face.
- Ensure good lighting, head positioning, and vision.
- Speak **loudly** and **clearly** using **simple language**.
- Wearing masks and other PPE may make it difficult to understand your speech. Consider using communication tools when speaking to me as well.
- If the patient can't use this tool effectively now, that does not mean the patient won't be able to use it later today, tomorrow, or this week. Continue to provide opportunities to support communication.

